

# ISUZU

Authorised Dealer



Isuzu Malaysia Sdn. Bhd. 200401026438 (664946-H)  
501D, Level 5, Tower D, Uptown 5, No. 5, Jalan SS21/39,  
Damansara Uptown, 47400 Petaling Jaya, Selangor.

Visuals and specifications shown in this brochure may differ from actual model. Isuzu Malaysia Sdn. Bhd. reserves the right to change technical specifications and features without prior notice. All optional accessories are subject to additional charges.



## THE ALL-NEW **2.2TD**

163PS • 400NM • EURO 5

# DRIVEN

BY THE BEST ENGINE EVER



THE NEW ISUZU  
**D-MAX**  
Keep It Real

THE ALL-NEW  
**2.2TD**  
163PS • 400NM • EURO5

# POWER FOR REAL LIFE

The All-New 2.2TD engine, paired with the new 8-speed automatic transmission, is a step forward in how power, efficiency, and durability come together. Delivering 56% more start-up torque\* and 5% better fuel efficiency\*, it's engineered to perform with more. Advanced systems like a new electronic variable geometry turbocharger with a high-swirl combustion chamber, ultra-low-friction pistons, and high-pressure fuel injector work together to extract more from every drop of fuel; all while meeting Euro-5 emissions standards for cleaner, more responsible performance.

\*Compared to the 1.9L engine.

The All-New 2.2TD engine, compliant with Euro-5 emission standards

- Increased engine displacement to 2.2L
- Delivers 163PS and 400Nm of torque for stronger performance
- 8.7% more power output and 14.3% more torque\*, supporting heavier loads & everyday work

# MADE FOR REAL PERFORMANCE

Reinforced internal components of the All-New 2.2TD engine improve structural strength and stability, allowing the engine to operate efficiently under demanding conditions. It's engineering that prioritises reliability first, so performance remains consistent mile after mile.



**56%** More Start-Up Torque\*

**5%** More Fuel-Efficient\*

## New Electronic Variable Geometry Turbocharger

Adjustable vanes control the flow of exhaust gases through the turbine, adapting instantly to engine demands and allowing for smarter airflow to deliver power exactly where needed for stronger torque, power, and efficiency.



## New Ultra-low-friction Pistons

Minimises internal resistance to ensure more of the fuel's energy is converted into usable power, improved efficiency, and effortless performance.



## New High-Swirl Combustion Chamber

Helps air and fuel mix more efficiently to boost performance, improve efficiency, and keep emissions low. More power from less fuel, with cleaner air output on every drive.




**EURO5**

## New Euro-5 Compliant


The new after-treatment system reduces particulate matter by 99% and reduces nitrogen oxide by 21% for cleaner emission and environmental friendly.\*



## New Cylinder Block



## New Cylinder Head



## New Connecting Rod




## New Crank Shaft



\*Compared to the 1.9L engine.



# TUNED FOR REAL EFFICIENCY



The new 8-speed automatic transmission features more gears and a wider range for smoother, more precise shifts. It enhances acceleration, improves drivability, and helps the engine operate more efficiently, giving you confident performance, better handling, and better fuel economy on every journey.

#### **Better Adaptability**

From stop-and-go traffic to open roads, more gears let the pickup adjust precisely to changing speeds and loads, for a smoother and more stable drive.

#### **Optimised Performance**

The wider gear range allows the pickup to respond more naturally, giving you greater control and confidence.

#### **Quieter, Refined Drive**

By keeping the engine at lower RPMs more often; noise, vibration, and engine stress are reduced, especially on longer drives or at highway speeds.

#### **Improved Fuel Efficiency**

With more gear options, the pickup uses less fuel on highways and in town.

# ENDURANCE FOR REAL TERRAIN



ISUZU  
**DYNAMIC**  
DRIVE PLATFORM

\*Only applicable for all 4x4 double cab and single cab



TERRAIN  
**COMMAND**

Shift between 2WD, 4WD-High, and 4WD-Low modes to easily conquer any road, wet or rugged.



**Rough Terrain Mode**

Seamlessly manages engine power and braking systems to transfer torque or brake for a required wheel.



**4x4**  
OPERATORS

Rear Differential lock ensures that you have the traction you need to get out of difficult obstacles when travelling off-road.

\*Only applicable for all 4x4 double cab & single cab



**High Ground Clearance**

This pickup is built with an impressive ground clearance of 235mm, paired with a 30.5° approach angle and a 23.9° departure angle.



**800mm Water Wading Depth**

Allows you to navigate water crossings at approximately 8km/h with confidence.

THE NEW **ISUZU** D-MAX  
**PREMIUM**

# RESILIENCE FOR REAL ADVENTURE

Where the road ends, your journey begins. The New Isuzu D-Max Premium pairs rugged capability with refined control, powered by the All-New 2.2TD engine at its heart. With upgraded lighting, bold machined alloy wheels, and a more refined interior with leather seating, every climb and challenge is met with responsive torque, steady power, and durable performance for off-road adventures wherever the path may lead.



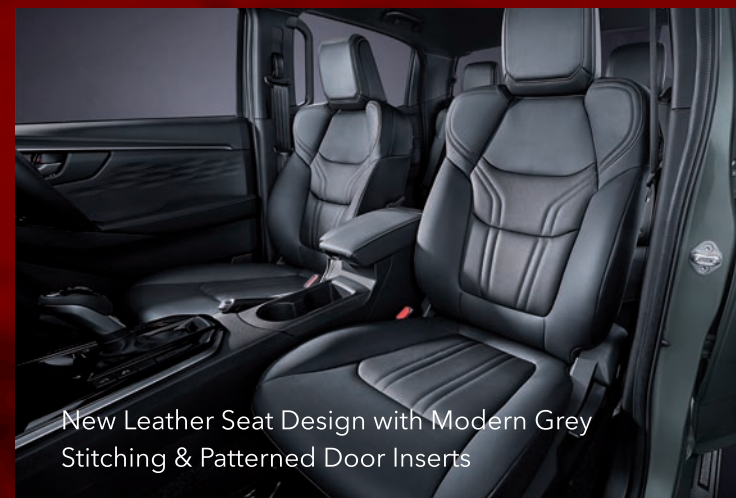
New LED Head Lamp Colour and  
New Front Fog Lamp Bezel Design



New 10-inch Infotainment System  
& Around View Monitor



New 18" Machined Spoke Alloy Wheels



New Leather Seat Design with Modern Grey  
Stitching & Patterned Door Inserts

THE ALL-NEW  
**2.2TD** **8SPEED**  
163PS • 400NM • EURO 5 AUTO TRANSMISSION

2.2TD Engine + 8-speed AT, 4x4

Maximum Power 163PS @ 3,600rpm

Maximum Torque 400Nm @ 1,600 - 2,400rpm

**3.0TD**  
190PS • 450NM

3.0TD Engine + 6-speed AT, 4x4

Maximum Power 190PS @ 3,600rpm

Maximum Torque 450Nm @ 1,600 - 2,600rpm



Explore more  
features

# AGILITY FOR URBAN LIVING

THE NEW **ISUZU** D-MAX  
**AUTO PLUS**

Life moves fast, and so do you. The New Isuzu D-Max Auto Plus blends smart design with updated lighting, modern interior finishes, and improved infotainment to bring greater style, comfort, and connectivity to every drive. With driving made more powerful and fuel-efficient thanks to the All-New 2.2TD engine, quick errands to late-night runs are now more confident, so you're ready for whatever the city throws your way.



New Fabric Seat Design with Modern Grey Stitching



New 10-inch Infotainment System with Wireless Apple CarPlay™ & Android Auto™ Connectivity\*



Passive Entry & Start System (PESS)



Wireless Charger with Type-C USB Charging Port

THE ALL-NEW  
**2.2TD** **8SPEED** **4X2**  
163PS • 400NM • EURO 5  
AUTO TRANSMISSION

2.2TD Engine + 8-speed AT, 4x2

Maximum Power 163PS @ 3,600rpm

Maximum Torque 400Nm @ 1,600 - 2,400rpm



Explore more features

# READY FOR REAL BUSINESS

THE NEW **ISUZU** D-MAX  
**STANDARD**

When it comes to getting the job done, every day brings a new challenge, and The New Isuzu D-Max Standard is built to meet it head-on. Its robust frame, powerful All-New 2.2TD engine, and practical design enhanced by refreshed exterior styling, smoother driving with the new 8-speed automatic transmission, and more intuitive infotainment make it a pickup that thrives under pressure. This is a machine that lets your business do more, handling whatever comes its way during real work.



New Fabric Seat Design  
with Modern Grey Stitching



New 7-inch Infotainment System



Reverse Camera



Tailgate Assist

THE ALL-NEW  
**2.2TD** **8SPEED**  
163PS • 400NM • EURO 5 AUTO TRANSMISSION

2.2TD Engine + 8-speed AT, 4x4 | 2.2TD Engine + 6-speed MT, 4x4

Maximum Power 163PS @ 3,600rpm

Maximum Torque 400Nm @ 1,600 - 2,400rpm




Explore more  
features

# CONFIDENCE FOR REAL SAFETY



Life on the road doesn't always go as planned. Sudden rain, unexpected stops, or tight city corners bring their own challenges. The New Isuzu D-Max helps you meet them with confidence. Passive and active safety systems work hand-in-hand in the background to keep the pickup steady and responsive, while advanced technology provides extra awareness for when the road gets tricky, giving you peace of mind every time you turn the key.



## Rear Cross Traffic Alert (RCTA)

Detects when an object approaches the rear of the vehicle and alerts the driver.



## 6-SRS Airbags



## Front Digital Video Recorder



## Blind Spot Monitor (BSM)



Explore more features

## Anti-lock Brake System (ABS)

Ensures the vehicle can still be manoeuvred in emergency situations.



## Electronic Brake-force Distribution (EBD) & Brake Assist (BA)

Controls braking force between front and rear wheels, depending on vehicle load, and helps to apply full braking force in emergencies.



## Electronic Stability Control (ESC)

Helps you stay in control of the vehicle.



## Front & Rear Parking Sensor

8 sensors provide instantaneous feedback to detect objects during parking.

## Traction Control System (TCS)

Allows greater control over the road or terrain.



## Emergency Stop Signal (ESS)

In emergency situations, warning lights are activated to indicate that the vehicle is braking rapidly.



## Hill Start Assist (HSA)

Automatically prevents vehicle roll-back when starting on steep gradients.



## Hill Descent Control (HDC)

Automatically controls the brakes and maintains vehicle speed when descending steep slopes.



\*Only applicable for Premium

# SPECIFICATIONS: PREMIUM 4x4 AT

	2.2L 4X4 AT	3.0L 4X4 AT
<b>MODEL CODE</b>	TFS41JDR-TDPH	TFS40JDR-TDPH
<b>ENGINE</b>		
Model	RZ4F-TC	4JJ3-TCX
Emission Level	Euro 5	Euro 4
Type	In-Line 4-Cylinder, DOHC, 16-Valve, Intercooler VGS Turbo Diesel	In-Line 4-Cylinder, DOHC, 16-Valve, Intercooler VGS Turbo Diesel
Displacement (cc)	2,164	2,999
Bore x Stroke (mm)	83 x 100	95.4 x 104.9
Compression Ratio	15.9 : 1	16.3 : 1
Maximum Output (PS / rpm) [ISO NET]	163 / 3,600	190 / 3,600
Maximum Torque (Nm / rpm) [ISO NET]	400 / 1,600 - 2,400	450 / 1,600 - 2,600
Fuel System	Direct Injection Electronic Commonrail	Direct Injection Electronic Commonrail
Idle Stop-Start System (ISS)	Equipped	n/a

<b>TRANSMISSION</b>		
Type	8-Speed Automatic with Sequential Shift	6-Speed Automatic with Sequential Shift

<b>CHASSIS &amp; SUSPENSION</b>		
Suspension	Front	Independent Double Wishbones, Coil Springs & Stabilizers with Gas Shock Absorbers
	Rear	Semi-Elliptical Leaf Springs with Gas Shock Absorbers
Brakes	Front	Ventilated Disc
	Rear	Leading & Trailing Drums
Terrain Command 4X4 System		Equipped
Rear Differential Lock		Equipped
Rough Terrain Mode System		Equipped
Steering System		Rack & Pinion Hydraulic Power Steering
Min. Turning Radius (m)		6.25
Tyres & Wheels		265/60R18 All-Terrain, 18 inch Machining Alloy
Spare Tyre & Wheel		265/60R18 All-Terrain, Steel

<b>DIMENSION, WEIGHT &amp; CAPACITIES</b>		
Overall Length (mm)		5,280
Overall Width (mm)		1,870
Overall Height (mm)		1,810
Wheelbase (mm)		3,125
Deck Length (mm)		1,571
Deck Width (mm)		1,530
Deck Height (mm)		490
Min. Ground Clearance (mm)		240
Water Wading Depth (mm)		800
Kerb Weight (kg)	1,980	2,025
Gross Weight (kg)	2,600	2,800
Seating Capacity		5-Person
Fuel Tank Capacity (L)		76

<b>EXTERIOR</b>		
Headlamps		Automatic Bi-LED Projector with Follow-Me-Home Light
Daytime Running Lights (DRL)		LED
Headlamp Levelling		Manual
Fog Lamps		Equipped - Front & Rear LED
Front Grille		Titanium Grey Matt with Dark Grey Matt
Front Bumper		Body Coloured
Wipers		Automatic with Variable Intermitent
Roof Rails		Equipped - Grey
Door Outer Mirrors		Chrome - Power Adjust, Auto Folding with LED Integrated Turn Indicator
Door & Tailgate Handles		Chrome
Side Steps		Equipped
Bed Liner		Equipped
Tailgate Assist		Equipped
Rear Combination Lamps		LED
Rear Bumper		Body Coloured Integrated Two Step Type

<b>INTERIOR</b>		
Meter Panel		e-LUMAX with Gunmetal Ornament & Illumination Control
Multi Information Display (MID)		7 inch TFT LCD Colour Display
Steering Wheel	Type	4-Spoke Leather Wrapped with Satin Chrome Ornament
	Adjustment	Tilt & Telescopic
	Switches	Audio, Bluetooth Hands-Free, Voice Recognition, MID & Cruise Control

	2.2L 4X4 AT	3.0L 4X4 AT
<b>INTERIOR</b>		
Lane Changing Mode		Equipped
Cruise Control		Equipped
Passive Entry & Start System (PESS)		Equipped
Welcome Light		Equipped
Walk Away Door Lock		Equipped
Sun Visor		Equipped with Vanity Mirror for Driver & Front Passenger
Map Lamp		Dual for Driver & Front Passenger with Sunglass Holder
Rear View Mirror		Auto Dimming
Audio System	Type	10 inch Touch Screen Infotainment System with USB, Bluetooth, Wireless Apple CarPlay™ & Android Auto Connectivity™
	Speaker	8 (with Roof Speakers)
Climate Control	Type	Automatic Dual Zone
	Rear Vents	Equipped
USB Ports	Front	2 USB Type-C & 1 USB Type-A
	Rear	1 USB Type-C with Storage
Digital Video Recorder (DVR)		Equipped - Front Only
Wireless Charger		Equipped
Gear Knob Type		Leather with Satin Chrome Ornament
	Material	Black Combination Leather
	Driver	8-way Power Adjust with Lumbar Support
	Front Passenger	4-way Manual Adjust
Seats	Rear	60:40 Split, Fold Up/Down Configuration with Center Arm Rest & Cup Holder
		Equipped with Speed Sensing Auto Door Lock & Auto Unlock if Airbags are Activated
Power Door Lock		Equipped with Auto Up/Down & Jam Protection for Driver
Power Windows		Equipped
Cabin Lamp		Equipped
12V/120W Power Outlet		Equipped
Assist Handles		Fixed Type at A-Pillar & B-Pillar
Carpet Mat		Equipped


<b>ADVANCED SAFETY (ADAS)</b>		
Blind Spot Monitor (BSM)		Equipped
Rear Cross Traffic Alert (RCTA)		Equipped

<b>ACTIVE SAFETY</b>		
Anti-lock Brake System (ABS)		Equipped
Electronic Brake-force Distribution (EBD)		Equipped
Brake Assist (BA)		Equipped
Electronic Stability Control (ESC)		Equipped
Traction Control System (TCS)		Equipped
Hill Start Assist (HSA)		Equipped
Hill Descent Control (HDC)		Equipped
Brake Override System (BOS)		Equipped
Emergency Stop Signal (ESS)		Equipped
ISOFIX with Top Tether		Equipped - Rear Seats
Child Protection Safety Lock		Equipped - Rear Doors
High Mount Stop Lamp		Equipped
Around View Monitor (AVM)		Equipped
Reverse Camera		Equipped
Parking Sensor	Front	Equipped - 4 Sensors Type
	Rear	Equipped - 4 Sensors Type

<b>PASSIVE SAFETY</b>		
SRS Airbags		6 (Driver, Front Passenger, Side & Curtain)
Side Door Impact Beams		All Doors
Collapsible Steering Column		Equipped
Whiplash Protection		All Seats
Seat Belts	Front Seat	3-Point ELR with Pre-Tensioner & Load Limiter
	Rear Seat	3-Point ELR
Seat Belt Reminder		All Seats

<b>SECURITY</b>		
Vehicle Security System		Anti-Theft Alarm System with Key-Coded Immobilizer

<b>COLOUR VARIATIONS</b>		
--------------------------	--	--



# SPECIFICATIONS: STANDARD 4x4

	2.2L 4X4 AT	2.2L 4X4 MT
<b>MODEL CODE</b>	TFS41JDR-TCPH	TFS41JDR-RCPH
<b>ENGINE</b>		
Model	RZ4F-TC	
Emission Level	Euro 5	
Type	In-Line 4-Cylinder, DOHC, 16-Valve, Intercooler VGS Turbo Diesel	
Displacement (cc)	2,164	
Bore x Stroke (mm)	83 x 100	
Compression Ratio	15.9 : 1	
Maximum Output (PS / rpm) [ISO NET]	163 / 3,600	
Maximum Torque (Nm / rpm) [ISO NET]	400 / 1,600 - 2,400	
Fuel System	Direct Injection Electronic Commonrail	
Idle Stop-Start System (ISS)	Equipped	n/a

<b>TRANSMISSION</b>		
Type	8-Speed Automatic with Sequential Shift	6-Speed Manual with Gear Shift Indicator (GSI) & Reverse Gear Lockout

<b>CHASSIS &amp; SUSPENSION</b>		
Suspension	Independent Double Wishbones, Coil Springs & Stabilizers with Gas Shock Absorbers	
	Front	Semi-Elliptical Leaf Springs with Gas Shock Absorbers
	Rear	Ventilated Disc
Brakes	Front	Leading & Trailing Drums
	Rear	Equipped
Terrain Command 4X4 System	Equipped	
Rear Differential Lock	Equipped	
Rough Terrain Mode System	Equipped	
Steering System	Rack & Pinion Hydraulic Power Steering	
Min. Turning Radius (m)	6.25	
Tyres & Wheels	255/65R17 Highway-Terrain, 17 inch Alloy	
Spare Tyre & Wheel	255/65R17 Highway-Terrain, Steel	

<b>DIMENSION, WEIGHT &amp; CAPACITIES</b>		
Overall Length (mm)	5,280	
Overall Width (mm)	1,870	
Overall Height (mm)	1,785	
Wheelbase (mm)	3,125	
Deck Length (mm)	1,571	
Deck Width (mm)	1,530	
Deck Height (mm)	490	
Min. Ground Clearance (mm)	235	
Water Wading Depth (mm)	800	
Kerb Weight (kg)	1,945	1,915
Gross Weight (kg)	2,800	
Seating Capacity	5-Person	
Fuel Tank Capacity (L)	76	

<b>EXTERIOR</b>		
Headlamps	Bi-LED Projector with Follow-Me-Home Light	Multi-Reflector Halogen with Follow-Me-Home Light
Daytime Running Lights (DRL)	LED	Bulb
Headlamp Levelling	Manual	
Fog Lamps	Equipped - Front Bulb	
Front Grille	Onyx Black with Light Grey Matt	
Front Bumper	Body Coloured	
Wipers	With Variable Intermittent	
Door Outer Mirrors	Body Coloured - Power Adjust, Manual Folding with LED Integrated Turn Indicator	
Door & Tailgate Handles	Body Coloured	
Side Steps	Equipped	
Bed Liner	Equipped	
Tailgate Assist	Equipped	
Rear Combination Lamps	Bulb	
Rear Bumper	Body Coloured Integrated Two Step Type	

<b>INTERIOR</b>		
Meter Panel	e-LUMAX with Illumination Control	
Multi Information Display (MID)	4.2 inch TFT LCD Colour Display	
Steering Wheel	Type	4-Spoke Urethane with Silver Ornament
	Adjustment	Tilt & Telescopic
	Switches	Audio, Bluetooth Hands Free, Voice Recognition & MID

	2.2L 4X4 AT	2.2L 4X4 MT
<b>INTERIOR</b>		
Lane Changing Mode	Equipped	
Sun Visor	Equipped with Ticket Holder for Driver & Vanity Mirror for Front Passenger	
Map Lamp	Dual for Driver & Front Passenger with Sunglass Holder	
Rear View Mirror	Day & Night	
	7 inch Touch Screen Infotainment System with USB & Bluetooth	
Audio System	Type	6
	Speaker	6
Climate Control	Type	Manual
	Rear Vents	Equipped
USB Ports	Front	1 USB Type-C & 1 USB Type-A
	Rear	1 USB Type-C with Storage
Gear Knob Type	Urethane	
	Material	Woven-Texture Fabric
Seats	Driver	6-way Manual Adjust
	Front Passenger	4-way Manual Adjust
	Rear	60:40 Split, Fold Up/Down Configuration with Center Arm Rest & Cup Holder
Power Door Lock	Equipped with Speed Sensing Auto Door Lock & Auto Unlock if Airbag Activated	
Power Windows	Equipped with Auto Up/Down & Jam Protection for Driver	
Cabin Lamp	Equipped	
12V/120W Power Outlet	Equipped	
Assist Handles	Fixed Type at A-Pillar & B-Pillar	
Carpet Mat	Equipped	

<b>ACTIVE SAFETY</b>		
Anti-lock Brake System (ABS)	Equipped	
Electronic Brake-force Distribution (EBD)	Equipped	
Brake Assist (BA)	Equipped	
Electronic Stability Control (ESC)	Equipped	
Traction Control System (TCS)	Equipped	
Hill Start Assist (HSA)	Equipped	
Hill Descent Control (HDC)	Equipped	
Brake Override System (BOS)	Equipped	
Emergency Stop Signal (ESS)	Equipped	
ISOFIX with Top Tether	Equipped - Rear Seats	
Child Protection Safety Lock	Equipped - Rear Doors	
High Mount Stop Lamp	Equipped	
Reverse Camera	Equipped	
Reverse Sensor	Equipped - 4 Sensors Type	

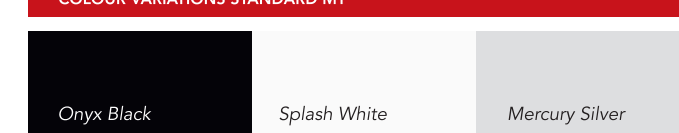
<b>PASSIVE SAFETY</b>		
SRS Airbags	2 (Driver & Front Passenger)	
Side Door Impact Beams	All Doors	
Collapsible Steering Column	Equipped	
Whiplash Protection	All Seats	
Seat Belts	Front Seat	3-Point ELR with Pre-Tensioner & Load Limiter
	Rear Seat	3-Point ELR
Seat Belt Reminder	All Seats	

<b>SECURITY</b>		
Vehicle Security System	Anti-Theft Alarm System with Key-Coded Immobilizer	

## COLOUR VARIATIONS STANDARD AT



## COLOUR VARIATIONS STANDARD MT



# SPECIFICATIONS: AUTO PLUS 2.2L 4X2 AT

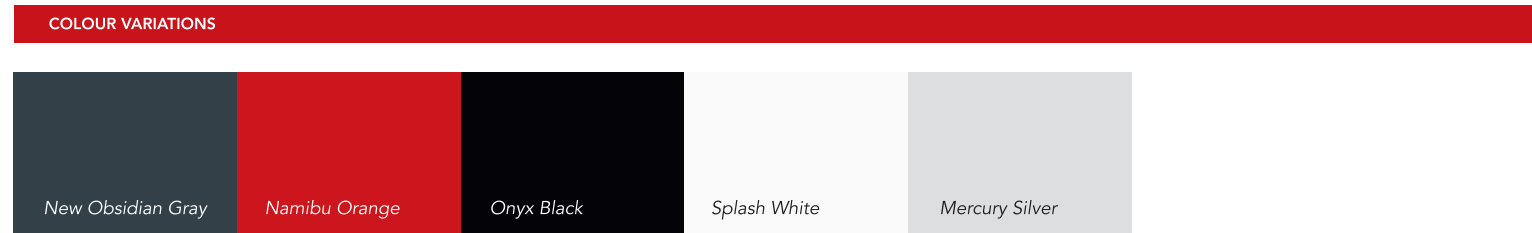
2.2L 4X2 AT	
MODEL CODE	TFR41JDR-TCPH
<b>ENGINE</b>	
Model	RZ4F-TC
Emission Level	Euro 5
Type	In-Line 4-Cylinder, DOHC, 16-Valve, Intercooler VGS Turbo Diesel
Displacement (cc)	2,164
Bore x Stroke (mm)	83 x 100
Compression Ratio	15.9 : 1
Maximum Output (PS / rpm) [ISO NET]	163 / 3,600
Maximum Torque (Nm / rpm) [ISO NET]	400 / 1,600 - 2,400
Fuel System	Direct Injection Electronic Commonrail
Idle Stop-Start System (ISS)	Equipped

TRANSMISSION	
Type	8-Speed Automatic with Sequential Shift

CHASSIS & SUSPENSION		
Suspension	Front Rear	Independent Double Wishbones, Coil Springs & Stabilizers with Gas Shock Absorbers Semi-Elliptical Leaf Springs with Gas Shock Absorbers
Brakes	Front Rear	Ventilated Disc Leading & Trailing Drums
Steering System		Rack & Pinion Hydraulic Power Steering
Min. Turning Radius (m)		6.25
Tyres & Wheels		255/65R17 Highway-Terrain, 17 inch Alloy
Spare Tyre & Wheel		255/65R17 Highway-Terrain, Steel

DIMENSION, WEIGHT & CAPACITIES	
Overall Length (mm)	5,280
Overall Width (mm)	1,870
Overall Height (mm)	1,785
Wheelbase (mm)	3,125
Deck Length (mm)	1,571
Deck Width (mm)	1,530
Deck Height (mm)	490
Min. Ground Clearance (mm)	235
Water Wading Depth (mm)	800
Kerb Weight (kg)	1,865
Gross Weight (kg)	2,700
Seating Capacity	5-Person
Fuel Tank Capacity (L)	76

EXTERIOR	
Headlamps	Bi-LED Projector with Follow-Me-Home Light
Daytime Running Lights (DRL)	LED
Headlamp Levelling	Manual
Fog Lamps	Equipped - Front Bulb
Front Grille	Onyx Black with Light Grey Matt
Front Bumper	Body Coloured
Wipers	With Variable Intermittent
Door Outer Mirrors	Body Coloured - Power Adjust, Manual Folding with LED Integrated Turn Indicator
Door & Tailgate Handles	Body Coloured
Side Steps	Equipped
Bed Liner	Equipped
Tailgate Assist	Equipped
Rear Combination Lamps	Bulb
Rear Bumper	Body Coloured Integrated Two Step Type



2.2L 4X2 AT		
<b>INTERIOR</b>		
Meter Panel	e-LUMAX with Illumination Control	
Multi Information Display (MID)	4.2 inch TFT LCD Colour Display	
Steering Wheel	Type	4-Spoke Leather Wrapped with Satin Chrome Ornament
	Adjustment	Tilt & Telescopic
	Switches	Audio, Bluetooth Hands-Free, Voice Recognition & MID
Lane Changing Mode	Equipped	
Passive Entry & Start System (PESS)	Equipped	
Welcome Light	Equipped	
Walk Away Door Lock	Equipped	
Sun Visor	Equipped with Ticket Holder for Driver & Vanity Mirror for Front Passenger	
Map Lamp	Dual for Driver & Front Passenger with Sunglass Holder	
Rear View Mirror	Day & Night	
Audio System	Type	10 inch Touch Screen Infotainment with USB, Bluetooth, Wireless Apple CarPlay™ & Android Auto Connectivity™
	Speaker	6
Climate Control	Type	Manual
	Rear Vents	Equipped
USB Ports	Front	Equipped (2 USB Type-C & 1 USB Type-A)
	Rear	Equipped with Storage (1 USB Type-C)
Wireless Charger	Equipped	
Gear Knob Type	Urethane	
Seats	Material	Woven-Texture Fabric
	Driver	6-way Manual Adjust
	Front Passenger	4-way Manual Adjust
	Rear	60:40 Split, Fold Up/Down Configuration with Center Arm Rest & Cup Holder
Power Door Lock	Equipped with Speed Sensing Auto Door Lock & Auto Unlock if Airbags are Activated	
Power Windows	Equipped with Auto Up/Down & Jam Protection for Driver	
Cabin Lamp	Equipped	
12V/120W Power Outlet	Equipped	
Assist Handles	Fixed Type at A-Pillar & B-Pillar	
Carpet Mat	Equipped	

ACTIVE SAFETY	
Anti-lock Brake System (ABS)	Equipped
Electronic Brake-force Distribution (EBD)	Equipped
Brake Assist (BA)	Equipped
Electronic Stability Control (ESC)	Equipped
Traction Control System (TCS)	Equipped
Hill Start Assist (HSA)	Equipped
Hill Descent Control (HDC)	Equipped
Brake Override System (BOS)	Equipped
Emergency Stop Signal (ESS)	Equipped
ISOFIX with Top Tether	Equipped - Rear Seats
Child Protection Safety Lock	Equipped - Rear Doors
High Mount Stop Lamp	Equipped
Reverse Camera	Equipped
Reverse Sensor	Equipped - 4 Sensors Type

PASSIVE SAFETY		
SRS Airbags	2 (Driver & Front Passenger)	
Side Door Impact Beams	All Doors	
Collapsible Steering Column	Equipped	
Whiplash Protection	All Seats	
Seat Belts	Front Seat	3-Point ELR with Pre-Tensioner & Load Limiter
	Rear Seat	3-Point ELR
Seat Belt Reminder	All Seats	

SECURITY	
Vehicle Security System	Anti-Theft Alarm System with Key-Coded Immobilizer